

Imagine

TREATING ...

Cancer

Epilepsy

Parkinson's Disease

AND Brain Tumors

... WITH

SOUND

Imagine ...

Treating

BRAIN TUMORS
WITHOUT SURGERY

Managing

METASTATIC CANCER
WITHOUT RADIATION

Delivering

CHEMOTHERAPY WITHOUT
SYSTEMIC TOXICITY

Focused ultrasound is a breakthrough non-invasive treatment.

Much like a magnifying glass focusing multiple beams of light on a single point, focused ultrasound concentrates intersecting beams of ultrasound energy with extreme precision on a target as small as a grain of rice deep in the body. As individual beams pass through healthy tissue, there is no effect. But at the focal point, the ultrasound energy results in biological effects that create the possibility to treat a variety of medical disorders.

Focused ultrasound procedures are performed in conjunction with real-time imaging to precisely identify, target, and track the treatment. Treatments are performed in an outpatient setting without general anesthesia, incisions or scars, resulting in minimal pain and discomfort, and more rapid recovery.

With further research and development this may be possible.

Given the great potential of focused ultrasound, we cannot just resign ourselves to the fact that revolutionary medical technologies face numerous scientific, regulatory, and financial barriers that delay access and lead to unnecessary disability and suffering.

For patients with unmet medical needs, the clock is ticking, and the stakes are high.

CAN A PHILANTHROPIC ORGANIZATION ACCELERATE MEDICAL INNOVATION AND PROGRESS?

The answer is YES.

And you can help us.

The Focused Ultrasound Foundation was created to improve the lives of millions of people worldwide by accelerating the development and adoption of focused ultrasound therapies. The Foundation works to clear the path to ensure that focused ultrasound finds its place as a mainstream therapy for a range of serious medical conditions within years, not decades. Since its establishment in 2006, the Foundation has become the largest non-governmental source of funding for focused ultrasound research.

2013 PROGRESS AT A GLANCE

FIRST
Parkinson's
dyskinesia
trial launched

1st
Global Center of
Excellence
established in
London

Essential
tremor pilot
trial published in
**NEW
ENGLAND
JOURNAL
OF
MEDICINE**

22
articles published in
new *Journal of
Therapeutic Ultrasound*

**PIVOTAL
TRIAL**
for essential
tremor begins, last
step before FDA
approval

\$10.2
million raised in 2013.
\$55.2 million contributed
to date.

6
new clinical
and pre-clinical
research
projects funded



“As the field progresses, focused ultrasound’s potential to improve quality of life and decrease cost of care becomes more apparent and the work that lies ahead becomes more urgent. The Focused Ultrasound Foundation is committed to getting this breakthrough therapy to patients in the shortest time possible.”

Dear Friends,

The good news: in 2013 the field of focused ultrasound continued to gain momentum at an accelerating rate as evidenced by the growing number of new clinical applications, companies, research and treatment sites, and patients treated. The role of the Foundation in catalyzing this growth is now widely recognized

The bad news: the rate of progress, while increasing (perhaps even more than anticipated) is frustratingly slow due to a variety of factors, including regulatory and reimbursement hurdles, constrained corporate resources, bureaucratic barriers at academic institutions, and inadequate research funding. These problems are most acute in the United States where the pace of clinical trials is lagging.

A number of critical milestones were achieved over the last year, including:

- Publication of the essential tremor trial in the *New England Journal of Medicine*, validating the potential of the technology
- Initiation of the essential tremor pivotal trial, creating a path for the first FDA approval for a neurological application of focused ultrasound

- Establishment of a Center of Excellence at the Institute for Cancer Research in London to champion the use of focused ultrasound to treat cancer

We are engaged in a high-stakes game where the consequences of a delay in the availability of focused ultrasound is unnecessary death, disability, and suffering for countless people. Unlike other endeavors where the opportunity exists to recoup losses, lost lives can never be recovered.

In the present environment—where the tasks at hand outstrip the resources available—innovation is essential to close the gap. The spark plug for innovation is collaboration, and we are pursuing a variety of initiatives to break down silos of secrecy and enable individuals and organizations to work together.

Furthermore, additional capital—both human and financial—is necessary to fuel progress.

Collaboration is the ultimate force multiplier for intellectual capital. And the Foundation is providing funding strategically where it can be leveraged for the greatest impact.

The other key driver in advancing focused ultrasound is knowledge. The Foundation engages in a variety of activities for creating, aggregating, and sharing knowledge.

Our work is supported through the generosity of individuals and organizations that share our vision for a better future for patients with disabling or life-threatening disorders. The enthusiasm for our work is increasing. New contributions nearly doubled from the previous year to \$10.2 million.

We are making great progress, but given the possibility to improve millions of lives, there is a moral imperative to do more. With your continued help, the potential of focused ultrasound to transform the treatment of a variety of serious medical conditions will be realized.

Imagine what we can achieve together.

Be well. Be happy.

Neal F. Kassell, MD



Neurosurgeon W. Jeffrey Elias and many of the first 15 patients who participated in the essential tremor clinical trial

THE FOUNDATION PROPELS THE FIELD

Forward

With a laser-like focus on outcomes, the Foundation has made targeted investments in research, education, advocacy, and collaboration. We engage in a variety of activities to streamline the process and overcome chokepoints in the critical path to the development and adoption of focused ultrasound. We have thought strategically across the continuum and have built the infrastructure and assembled the resources to move the field ahead in a profound way.

“Focused ultrasound fits the new ‘value focused’ model of the healthcare system. It may provide safe and effective solutions leading to improved outcomes for patients suffering from a range of serious medical conditions.”

—Aytekin Oto, MD, Professor of Radiology, University of Chicago

MOMENTUM IS BUILDING IN THE FIELD

The field of focused ultrasound has experienced tremendous growth in the past 10 years. The accelerating pace of research, the rising volume of publications, the increase in patient treatments, the growing number of device manufacturers, and the tripling of funding from the National Institutes of Health all point toward the potential of this technology to evolve into a robust medical field.

MORE PATIENTS AND CONDITIONS ARE BEING TREATED

Device manufacturers have received approval to commercially treat 16 medical conditions around the world. These include essential tremor; tremor-dominant Parkinson’s disease; uterine fibroids; breast, liver, pancreatic and prostate cancer; and relieving pain from bone metastases. More than 82,000 patients have been treated to date with focused ultrasound at nearly 400 sites around the world.

SCOPE OF RESEARCH IS EXPANDING

Focused ultrasound is being studied to treat nearly 50 diseases at more than 160 sites across the globe. NIH funding for focused ultrasound research exceeded \$27 million in 2013, a four-fold increase compared to 2004. Nearly 500 peer-reviewed papers on focused ultrasound were published in 2013, and the number of citations in literature exceeded 10,000.

OUR STRATEGIES TO INCREASE THE VELOCITY OF PROGRESS:

Accelerate Research

SETTING RESEARCH PRIORITIES, CREATING KNOWLEDGE, AND INFLUENCING DIRECTION



Foster Innovation

MULTIPLYING IDEAS AND IMPACT THROUGH COLLABORATION



Establish Best Practices

SETTING STANDARDS FOR RESEARCH, TRAINING, AND PATIENT CARE



Overcome Barriers

MOVING CLOSER TO PATIENT SOLUTIONS



Aggregate and Disseminate Knowledge

SPREADING AWARENESS AROUND THE WORLD

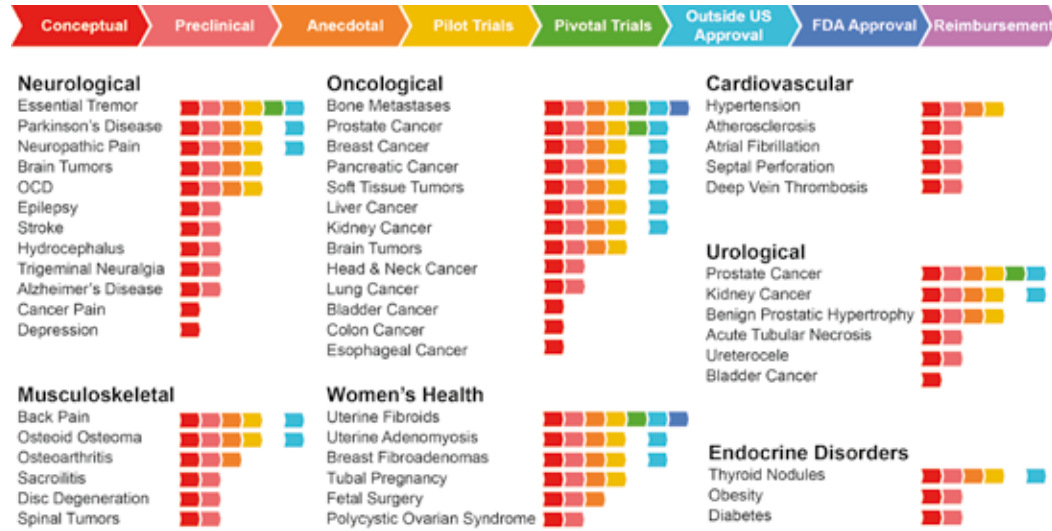


Cultivate the Next Generation

EMPOWERING PROMISING SCIENTISTS, CLINICIANS, AND STUDENTS



STATUS OF FOCUSED ULTRASOUND R&D AND COMMERCIALIZATION WORLD WIDE



“Focused ultrasound is another important piece in the prostate cancer puzzle. It is frustrating to me that this non-invasive treatment option is available to prostate cancer patients outside of the U.S. but not in this country. I support the Foundation’s mission to accelerate the development and adoption process so that more patients can be helped by this amazing technology.”

—Tom
Donor, prostate cancer patient

The Foundation’s Role is Essential to Maintain Progress

While tremendous strides have been made in the field, significant challenges lie ahead. The pace of clinical trials is slow and the use of the technology is still extremely narrow, with limited commercial success. If focused ultrasound is going to achieve its full potential, we must make an impact in the following areas:

FILL IN THE GAPS IN PUBLIC AND PRIVATE FUNDING

As traditional government and venture capital sources shrink, venture philanthropies like the Foundation can play an important role in supporting critical research.

OVERCOME TECHNICAL LIMITATIONS

By helping to identify needs and drive improvements in technology, we can overcome technical, anatomical, and treatment delivery limitations. This will further expand focused ultrasound’s versatility and enable the treatment of more patients.

EDUCATE CLINICIANS ABOUT BENEFITS TO THEIR PRACTICE AND PATIENTS

The Foundation can educate specialists on the clinical and health economic benefits of focused ultrasound and encourage the creation of multi-disciplinary teams to broaden use of the technology.

INCREASE THE PACE OF REGULATORY PROCESS, DE-RISK INVESTMENT

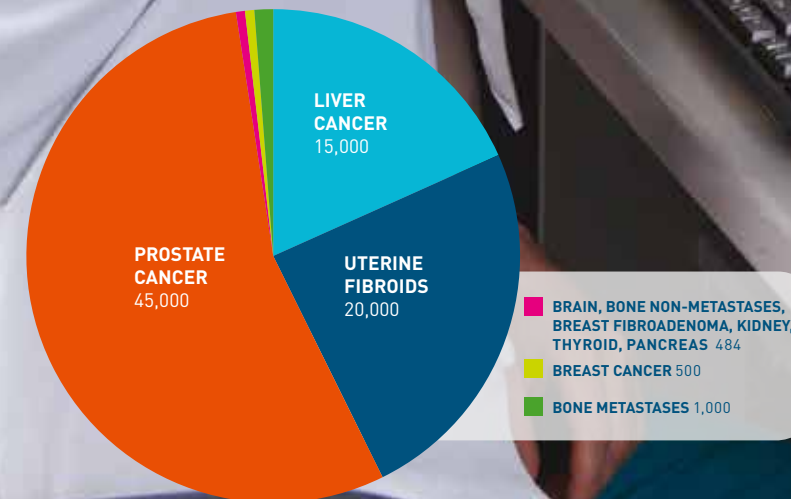
The cost and uncertainty associated with regulatory review may deter private investment. By funding early-stage clinical trials that demonstrate feasibility, the Foundation provides industry with the confidence to invest in further studies for regulatory clearance.

PAVE THE PATHWAY FOR WIDESPREAD REIMBURSEMENT

The most significant challenge to the adoption of focused ultrasound is the lack of consistent insurance coverage. The Foundation is collaborating with industry to generate large-scale data that will meet the evidence needs of payers and help to drive physician and patient acceptance.



NUMBER OF TREATMENTS WORLDWIDE TO DATE



THE GLOBAL FIELD AT A GLANCE

22
MANUFACTURERS

382
COMMERCIAL TREATMENT SITES

169
RESEARCH SITES

NEARLY
50
CLINICAL APPLICATIONS BEING STUDIED

16
MEDICAL CONDITIONS WITH REGULATORY APPROVAL

Accelerate Research

SETTING RESEARCH PRIORITIES, CREATING KNOWLEDGE, AND INFLUENCING DIRECTION

Great strides were made in 2013 through the Foundation's research program. These projects are conducted in collaboration with academia and industry to advance the use of focused ultrasound to treat several neurological diseases.



The medical team gathers around the world's first Parkinson's patient treated with focused ultrasound for dyskinesia

ESSENTIAL TREMOR

Trial results published; progress made toward FDA approval

Results of the Foundation-funded essential tremor pilot study were published in the *New England Journal of Medicine* in August 2013, validating the potential of focused ultrasound to treat neurological disorders. These promising findings led device manufacturer InSightec to organize a larger study that has begun at eight luminary sites, including Stanford University and the University of Virginia. With positive results, we hope FDA approval will be achieved within three years. Out of 10 million essential tremor patients in the U.S., 1 million have severe enough tremors to seek a non-invasive procedure like focused ultrasound.

PARKINSON'S DISEASE

First dyskinesia study began; tremor study ongoing

In December, researchers in Korea began a first-in-world study using focused ultrasound to treat dyskinesia, a common side effect of Parkinson's medication. This trial will start in the U.S. in 2014.

Progress continues on the Foundation-funded study for patients with disabling tremor in their dominant hand.

If these trials are successful, focused ultrasound could offer a non-invasive alternative for certain patients with Parkinson's who become incapacitated by tremor or dyskinesia.

BRAIN TUMORS

Critical first step in establishing treatment potential

A clinical trial studying the feasibility of focused ultrasound for patients with brain metastases is set to begin at the University of Virginia and Swedish Neuroscience Institute in Seattle, and a second trial is due to get underway at Sunnybrook Health Sciences Centre in Toronto. These early-stage studies are essential steps toward developing non-invasive treatment for patients with brain tumors who often have no viable medical options.

BLOOD-BRAIN BARRIER

Study to open possibilities for targeted drug delivery

The Foundation is funding a clinical trial at Sunnybrook to assess the ability of focused ultrasound to disrupt the protective filter that inhibits the effective delivery of most medicines to the brain. The ability to reversibly open this blood-brain barrier to allow the delivery of drugs would represent a major advance in neuroscience and oncology, as many chemotherapeutic agents cannot currently be used effectively in the central nervous system.

EPILEPSY

Collaboration explores potential for treatment

Phase one of a potential two-phase study was funded by the Epilepsy Foundation of America began to determine if focused ultrasound can successfully treat mesial temporal lobe epilepsy. If results from the initial pre-clinical feasibility study conducted at Swedish are positive, then additional funding may be provided to treat patients in 2014.

“Focused ultrasound may offer a non-invasive way of achieving seizure freedom for patients while minimizing risk to cognitive function.”

—Neurosurgeon Ryder Gwinn, MD, Swedish Neuroscience Institute

BREAKTHROUGH

In March 2014, the world's first brain tumor treatment using focused ultrasound ablation through the intact skull was conducted by researchers in Switzerland. Studies planned in the U.S. and Canada aim to build on this accomplishment.



RESEARCH AWARDS External research awards program leverages financial and intellectual capital

Since its inception, the Foundation has awarded \$3.7 million to fund a range of investigator-initiated research projects through a competitive, peer-reviewed process. Of the \$2.2 million granted to 21 completed projects, nine of these studies have received follow-on funding equaling \$18.3 million from the NIH and other research funding sources.

This is an excellent example of how we leverage our donors' money and a testament to the rigor of the peer review process.

In 2013 the Foundation granted six awards totaling more than \$600,000 for research including the use of focused ultrasound to treat lower back pain associated with pediatric bone tumors and to break up blood clots.

This year promises to be very active with 11 projects continuing in 2014 and three studies about to start. The scope of ongoing research includes targeted drug delivery for Alzheimer's disease and treating osteoarthritis and head and neck cancer.



Every dollar the Foundation has invested in external research has resulted in an additional \$8.32 of funding.



Foster Innovation

MULTIPLYING IDEAS AND IMPACT THROUGH COLLABORATION

Physicians, scientists, engineers, manufacturers, regulators, and research institutions influence the progress of focused ultrasound. We play the critical role of global connector, serving as a catalyst for progress and an incubator to foster collaboration—the ultimate force multiplier.

WORKSHOPS

LEVERAGE GLOBAL EXPERTISE TO OVERCOME CHALLENGES

In 2013 the Foundation’s Brain Program hosted two invitational workshops with world-class thought leaders.

In June, more than 20 experts convened to discuss ways to expand the area of the brain that can be reached and treated with focused ultrasound. The workshop identified challenges and defined a path forward for progress.

In September, 25 specialists attended a workshop organized with the Kinetics Foundation to assess the potential of focused ultrasound to allow the delivery of drugs directly to the brain. The participants identified a potential roadmap for clinical applications, including Parkinson’s, Alzheimer’s, and brain cancer.

SYMPOSIA

INCREASE GLOBAL CONNECTIVITY AND INNOVATION

The Foundation supports several conferences globally where experts share data on current uses and potential new applications. Exciting possibilities include hypertension, benign bone tumors, obsessive–compulsive disorder, and lung cancer.

The Foundation’s *4th International Symposium on Focused Ultrasound* will be held in October 2014 in Bethesda, MD. The symposium is the world’s largest gathering of the focused ultrasound community and has served as an incubator for many collaborative projects since the first meeting was held in 2008.

JOURNAL

PROVIDES PLATFORM FOR RAPID SCIENTIFIC EXCHANGE



The Foundation collaborated with the International Society for Therapeutic Ultrasound to launch the *Journal of Therapeutic Ultrasound* in 2013. This online journal enables investigators to rapidly publish important findings and make them broadly accessible to the global research community. In 2013, 22 translational and clinical research articles were posted.

PARTNERSHIPS

MULTIPLY IMPACT

Our goal is to continue to build collaborations with philanthropies to maximize the impact of our work for a range of serious medical conditions.

The **Michael J. Fox Foundation for Parkinson’s Research** awarded the Foundation a grant to support a pilot trial for the treatment of Parkinson’s dyskinesia. This relationship affirms the value of our research and our ability to attract funding from disease-specific foundations.

The **Epilepsy Foundation of America** awarded the Foundation and Swedish Neuroscience Institute in Seattle a grant for the pre-clinical work of a potential two-phase study toward treatment of patients with temporal lobe epilepsy who do not respond to medication.

The Foundation partnered with **InSightec** and the **Binational Industrial Research and Development (BIRD) Foundation** in a unique public philanthropy-industry collaboration to fund the essential tremor pivotal trial, the last step towards FDA approval.

“Incredible progress is being made at Stanford through collaborating with the Foundation, industry and our world-class team of engineers and ultrasound physicists. Advancing focused ultrasound is a critical part of our mission to be innovative and improve care for patients.”

—Pejman Ghanouni, MD, PhD, Assistant Professor, Stanford University School of Medicine



“After attending the Foundation’s second symposium I became fascinated by the future potential of focused ultrasound. We have since grown to be one of the most dynamic sites in the world, treating the breast, prostate, bone, fibroids, liver, and pancreas. We will soon start treating neurological disorders as well. Our center, and the entire European community, is indebted to the Foundation for their inspiration and support of our important work.”

—Alessandro Napoli, MD Assistant Professor of Radiology, Sapienza University, Rome



Researchers gather in Rome for The European Symposium on Focused Ultrasound

Establish Best Practices

SETTING STANDARDS FOR RESEARCH, TRAINING, AND PATIENT CARE

Created through partnerships with academia and industry, the Foundation's Centers of Excellence are luminary sites that serve as hubs for multi-disciplinary collaboration.

REACH EXPANDS WITH NEW CENTER OF EXCELLENCE IN LONDON

In 2013, the Foundation and Royal Philips entered into a public-private collaboration with the Institute of Cancer Research (ICR) and the Royal Marsden to establish a state-of-the-art center for focused ultrasound research in London. The center will develop clinical evidence in oncology, establish best practices, define treatment protocols and quality assurance, and train scientists and clinicians.



"Focused ultrasound therapy has tremendous potential in oncology and many other key clinical areas. To achieve this, we need to collaborate in new ways, establish standards for consistent delivery of treatment and train those who will deliver that care. All of that will be happening here, thanks to the Focused Ultrasound Foundation. We are excited and honored to be a part of the network whose aim is to improve treatment outcomes for patients around the world."

—Professor Gail ter Haar, PhD
Co-Head of ICR Center of Excellence

GLOBAL LEADERSHIP AT THE UNIVERSITY OF VIRGINIA

The Foundation's first Center of Excellence was established in 2009 at the University of Virginia and has become a global nexus for focused ultrasound, bringing together more than 60 clinicians and scientists from 12 departments to advance the technology through cutting-edge pre-clinical and clinical research. The world's first focused ultrasound treatments for essential tremor and Parkinsonian tremor were conducted at the UVA center, as well as groundbreaking pre-clinical work.

Overcome Barriers

MOVING CLOSER TO PATIENT SOLUTIONS

The Foundation works tirelessly to promote patient access to focused ultrasound through educational and advocacy activities. We also maintain relationships with regulators to engage and educate them about the technology.




"Focused ultrasound allows you to continue the lifestyle that you lived before with no restrictions. And you can't ask for anything better than that."

—Don, retired pilot and farmer, who is grateful to be back in the saddle riding his horse pain free after treatment for painful bone metastases

PATIENT REGISTRY

Although focused ultrasound is approved to treat uterine fibroids in the U.S., Europe and Asia, many insurance providers are seeking more evidence of treatment durability before providing widespread reimbursement. In May 2013, the Foundation, InSightec, and Philips teamed up to announce the establishment of an international **fibroid patient registry** to provide large-scale evidence for focused ultrasound treatment. The registry will help facilitate reimbursement and drive physician acceptance.



Elizabeth, a participant in a clinical trial for uterine fibroids

FIBROID RELIEF

The Foundation's patient support program, **Fibroid Relief**, is a resource for women seeking information about uterine fibroids and alternative treatment options such as focused ultrasound.



Fibroid Relief partnered with experts from the Mayo Clinic, the Cleveland Clinic, and the University of North Carolina to survey nearly 1,000 U.S. women with fibroids. The survey, which shed new light on the impact, prevalence, and treatment concerns related to fibroids, was published in 2013 in two medical journals and generated media coverage across the country.

Aggregate and Disseminate Knowledge

SPREADING AWARENESS AROUND THE WORLD

The Foundation has a multi-faceted communications program to increase global awareness of focused ultrasound. In 2013, there were more than 75 news stories about the technology and patient experiences.



BBC reporter Gabriel Weston reports on focused ultrasound treatment for Parkinsonian tremor at the University of Virginia

“I feel really astonished by what I’ve seen here in Virginia. I saw a man turn up yesterday for really what was a very serious operation. I saw him come out of the scanner at the end and chat away to us as if nothing really very big had happened. Most amazing of all was to see a man who had a violent tremor of his hand able to hold his hand completely still. The overall wonder of that is something that I won’t be forgetting for a very long time.”

—Surgeon and BBC Reporter Gabriel Weston



Canadian TV reports on focused ultrasound treatment for tremors at Sunnybrook Health Sciences Centre

“UVA Study shows focused ultrasound treatment reduced essential tremors”



“Royal Marsden and ICR to take a key role in focused ultrasound research”



“Bone metastases and movement disorders may prove good targets for focused ultrasound”



“Applications of focused ultrasound for non-invasive treatment of brain disorders”



“The model established by the Foundation can serve as a blueprint for other philanthropic organizations seeking to accelerate medical innovation”



Chicago television station reports on focused ultrasound study for uterine fibroids

Cultivate the Next Generation

EMPOWERING PROMISING SCIENTISTS, CLINICIANS, AND STUDENTS

We provide funds to those with the greatest potential for advancing the field to work with experts at leading focused ultrasound sites and build ties for future collaboration.

SCHOLARS PROGRAM

Through a visiting associate professorship, Jean-Francois Aubry, PhD, a leading focused ultrasound physicist and researcher at the Institut Langevin in France, spent a year working with the Foundation’s Brain Program team and researchers at the University of Virginia. He developed a model to accelerate guiding and monitoring brain treatment and conducted research that led to 10 scientific articles.

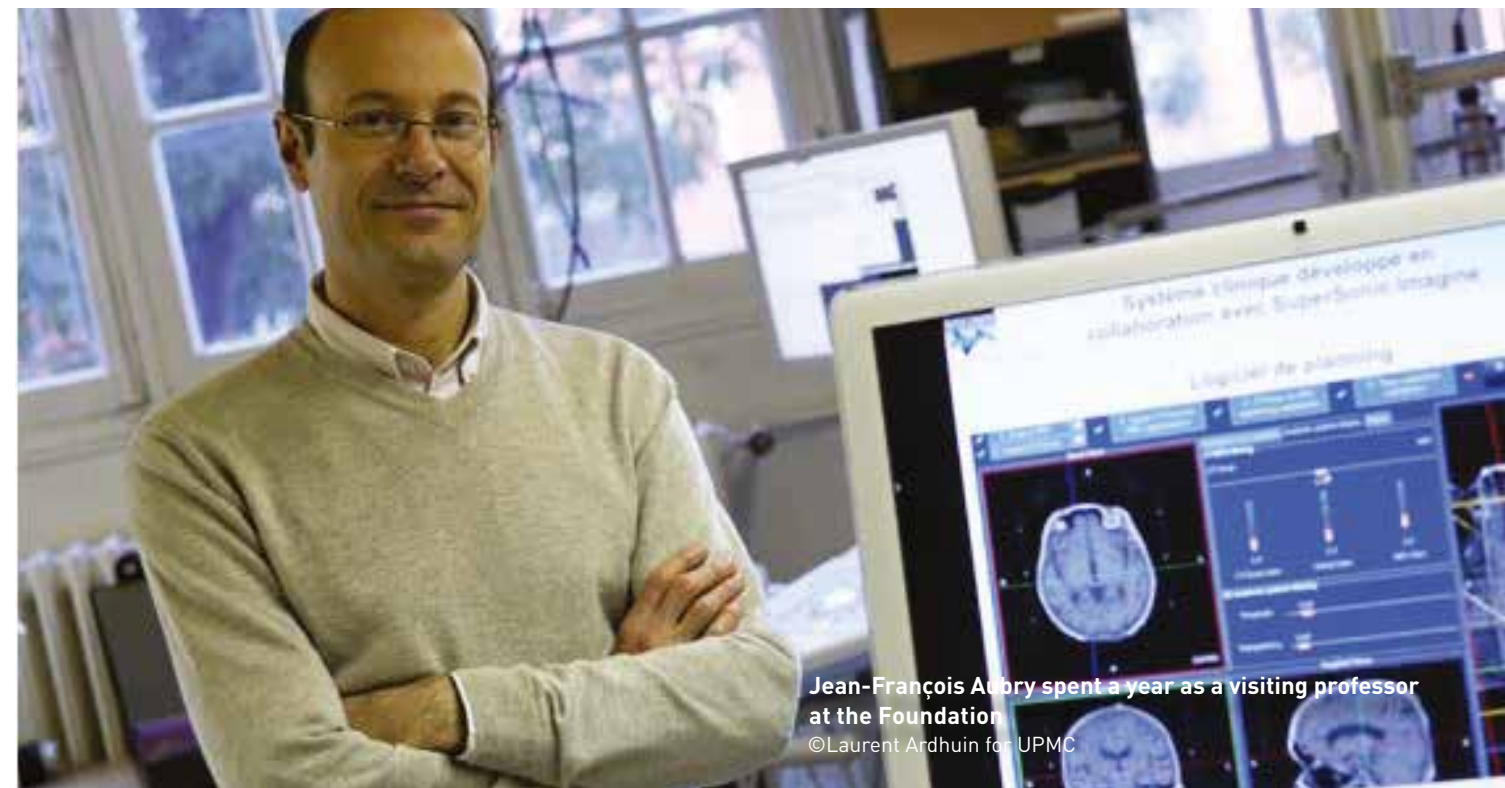
MERKIN FELLOWSHIP



In August 2013, the Foundation received a significant gift from Dr. Richard Merkin to create a unique fellowship opportunity for international researchers. The Richard Merkin Visiting Fellowship in Focused Ultrasound will bring scientists from around the world to work with the team at the Foundation.

DOMESTIC AND GLOBAL INTERNSHIP PROGRAMS

The Foundation is investing in the future through an internship program that enables gifted students to work on a variety of research projects with the Foundation’s scientific team in the U.S. and at focused ultrasound laboratories around the globe. The interns have the opportunity to conduct research for submission to scientific journals and serve as valued ambassadors within the technology community.



Jean-François Aubry spent a year as a visiting professor at the Foundation ©Laurent Arduin for UPMC

Mobilizing resources to MAXIMIZE PROGRESS

Momentum continues to build and the Foundation's catalytic role and unique venture philanthropy platform have attracted the support of an increasing number of donors. Compelled by a sense of urgency, we strategically deploy our donor's philanthropic dollars to fund high-impact activities that will move the field forward and benefit patients in the shortest time possible.

In 2013, we were pleased to welcome 61 first-time donors to our community. New commitments almost doubled from the previous year to \$10.2 million.

TOTAL FUNDS
RAISED SINCE
2006

\$55.2
MILLION

NEW
COMMITMENTS
IN 2013

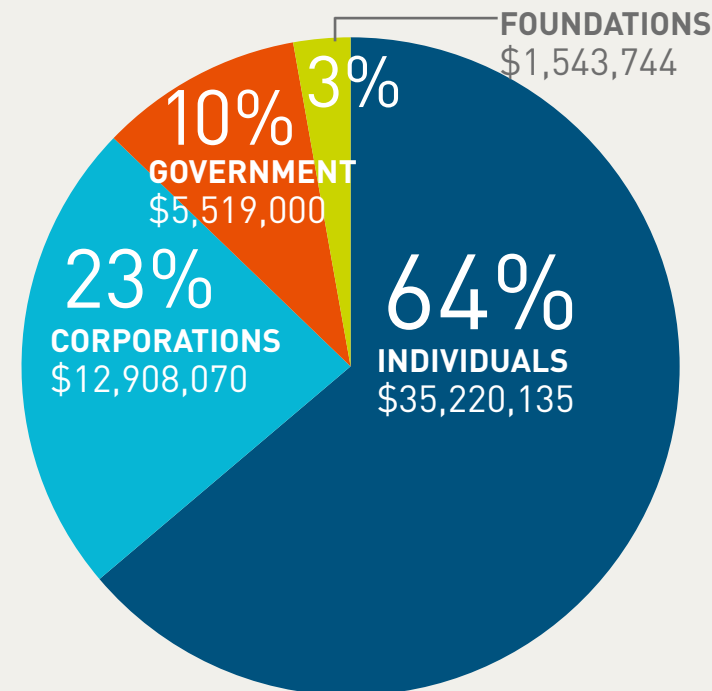
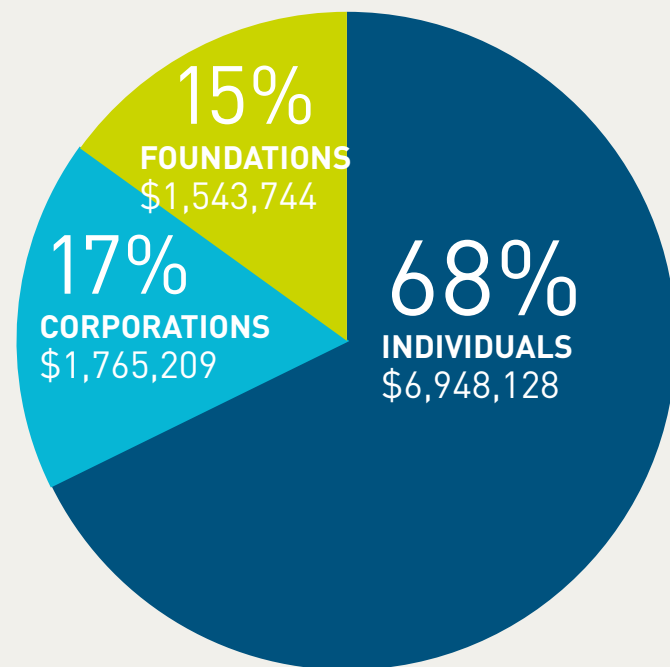
\$10.2
MILLION

INCREMENTAL
FUNDING NEEDS
FOR 2014-2016

\$25
MILLION

2013 Funding Sources

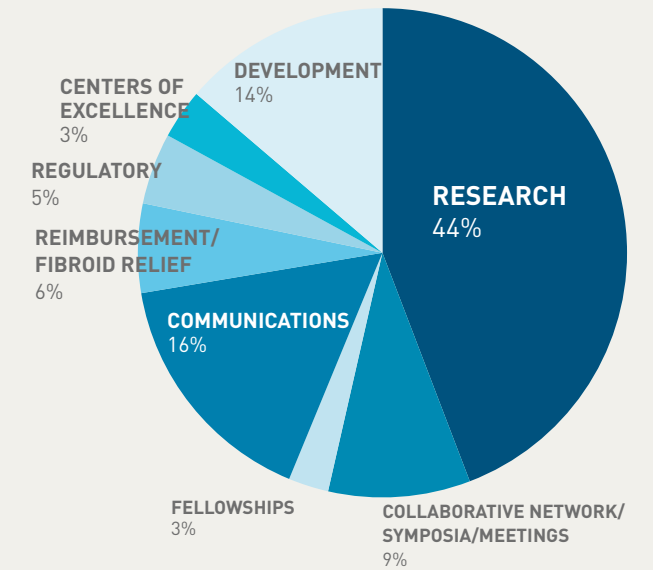
2006-2013 Funding Sources



2013 Use of Funds*

Research	\$2,158,318
Collaborative Research Network/Symposia/Meetings	\$ 458,364
Fellowships	\$ 129,910
Communications	\$ 787,901
Reimbursement/Fibroid Relief	\$ 287,733
Regulatory	\$ 230,327
Centers of Excellence	\$ 160,526
Development	\$ 671,637
TOTAL	\$4,884,716

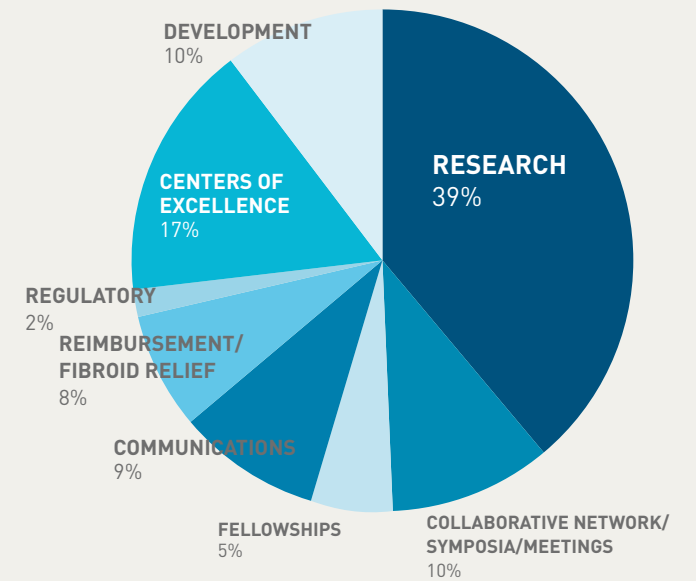
Numbers include fully allocated administrative expenses. Figures are unaudited. Administrative costs charged to these programs represent 18% of total expenses.



2006-2013 Use of Funds*

Research	\$11,010,434
Collaborative Research Network/Symposia/Meetings	\$ 2,961,074
Fellowships	\$ 1,489,721
Communications	\$ 2,622,194
Reimbursement/Fibroid Relief	\$ 2,127,588
Regulatory	\$ 500,099
Centers of Excellence	\$ 4,680,232
Development	\$ 2,925,462
TOTAL	\$28,316,804

Numbers include fully allocated administrative expenses. Figures for 2013 are unaudited. Administrative costs charged to these programs represent 13% of total expenses.

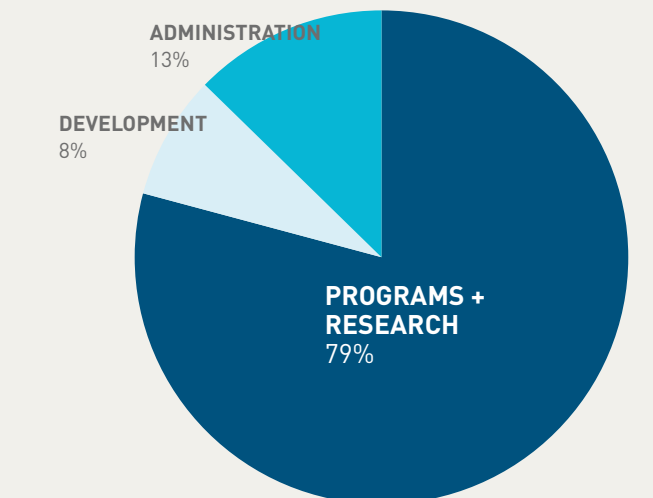


2006-2013 Summary Of Expenses*

Programs + Research	\$ 22,417,689
Development	\$ 2,305,712
Administration	\$ 3,593,403
TOTAL	\$ 28,316,804

*All figures are reported on a cash basis.

Audited financials and our IRS Form 990 are available upon request.



Turning Vision INTO REALITY

We appreciate the generosity of our nearly 250 supporters who have committed \$55.2 million since the Foundation was established. Thank you for the tremendous breakthroughs that you have helped to make possible. Your continued support can play an outsized role in spurring innovation and building upon this progress.

Abbott Laboratories
Mr. John B. Adams, Jr.
Alpinion US Inc.
Bob and Gloria Bailie
The Paul and Merrill Barringer Family Fund
Aimee & Frank Batten Jr. Foundation
D.N. Batten Foundation
Frank* and Jane Batten
Mr. and Mrs. David A. Beach
David and Carolyn Beach Fund
in the Charlottesville Area Community
Foundation
Anson and Debra Beard
Leo Belobrow
Luminescence Foundation
BIRD Foundation
Birdsall Family Fund in the Charlottesville
Area Community Foundation
Mary Scott B. Birdsall and John H. Birdsall
Mr. and Mrs. S. Morry Blumenfeld
Bill and Judy Boland
Nancy Jane and Woody Bolton
Rich and Roxanne Booth
Mr. and Mrs. Benjamin Brewster
Charles R. Bronfman
Edgar M. Bronfman* and Jan Aronson
Peter and Nancy Brooks
Mr. Martin S. Brown
Ambassador and Mrs. W.L. Lyons Brown
Phebe Cambata
Mr. and Mrs. David Carroll
The Caruthers Foundation
Mr. and Mrs. Norton E. Cater
Mr. and Mrs. John Chamales
Marjorie Smith Charles Fund in the
Community Foundation serving Richmond
and Central Virginia
Roy R. Charles Charitable Trust

Derwood and Johanna Chase
Tom and Nancy Chewning
The Christian Broadcasting Network, Inc. and
Dr. M.G. Pat Robertson
Claude Moore Charitable Foundation
Mr.* and Mrs. G. M. Cochran
Commonwealth of Virginia
The Community Foundation Serving
Richmond and Central Virginia
Cooley, Godward and Kronish
The Joseph & Robert Cornell
Memorial Foundation
Jim and Becky Craig
Crutchfield Corporation
Mr. John C. Cullather
Mr. and Mrs. Victor M. Dandridge, Jr.
Mr. and Mrs. Terrence D. Daniels
Mr. and Mrs.* John Stewart Darrell
Mr. and Mrs. Leslie B. Disharoon
Mrs. Margareta C.H. Douglas*
Helen E. Dragas and Lewis W. Webb, III
Mrs. Frances Dulaney
EDAP TMS S.A.
Elbit Medical Imaging
Elekta
Mr. and Mrs. Albert D. Ernest
Epilepsy Foundation
Feinstein Kean Healthcare
Fibroid Foundation
Dick and Sky Field
Eugene V. Fife Family Foundation
Bruce D. Fisher
Mr. and Mrs. Robert L.V. French
Mr. and Mrs. Norman Rickard Frisbie
FUS Instruments
GE Healthcare
Struthers and Frederick Gignoux

Judy Giles
Mark Giles
Richard and Leslie Gilliam
Mr. and Mrs. William H. Goodwin, Jr.
Julann Griffin
Marge and Joe Grills
Grills Family Foundation
Gulf Stream Golf Club
Mr. and Mrs. Eugene R. Hack, Jr.
Jim and Sue Haden
Frank J. Hanna, Jr.
Molly and Robert Hardie
Karen and Bert Harris
Mr. Andrew D. Hart, Jr.
The John A. Hartford Foundation Inc.
Matching Grants Program
Diane and David* Heller
Herndon Foundation
Mr. and Mrs. Landon Hilliard
Mr. and Mrs. Robert Lee Hines, Jr.
Mary Buford and Frederick P. Hitz
Ulrike Hoffman-Burchardi and Dirk Willes
The Joseph M. and Lisa B. Hogan
Charitable Fund
Horton Foundation Fund in The
Charlottesville Area Community
Foundation
Mr. and Mrs. Robert M. Huff
Mr. and Mrs. Anthony Ignaczak
Image Guided Therapy
Imasonic
Chad Inman
InSightec Ltd.
International Society for
Therapeutic Ultrasound
JJ&A Instruments
Dean Johnson
Greg Johnson

Mr. Thomas N.P. Johnson III
Mr. and Mrs. William Johnson
The Janet Stone Jones Foundation
Lou and Dan Jordan
JP Morgan
Drs. Lee and Neal Kassell
Marcia and Jonathan Kean
The Kellogg Organization Inc.
William R. Kenan, Jr. Charitable Trust
Kinetics Foundation
Mr. and Mrs. Donald A. King, Jr.
Mr. and Mrs. Fritz R. Kundrun
John L. Lewis IV
Mr. and Mrs. Harvey L. Lindsay, Jr.
Terry J. Lockhart
Josephine P. and John J. Louis Foundation
Joseph Lust Designs, LLC
John and Dudley Macfarlane
J.F. Maddox Foundation
Paul and Diane Manning
Mr. and Mrs. Richard Mayo
Janice McArdle Cancer Research Foundation
MediTech Advisors
The Melville Foundation
Richard Merkin, MD
Methodist Hospital
The Michael J. Fox Foundation for
Parkinson's Research
Microsoft Corporation
Milken Family Foundation
Mitford Children's Foundation
Fred Moll
National Cancer Institute of the National
Institutes of Health
Thos. Nelson Jr. Initiative Fund of
The Community Foundation Serving
Richmond and Central Virginia
Paula and Rob Newcomb
Karen Nielsen
Dick and Judy Nunley
Mr. Edward P. Owens
Philips Healthcare
Joy Marie Polefrone
Prince Charitable Trusts
Musa Qutub, PhD
Tom Rankin
Cynthia M. Reusche
The Rimora Foundation
Wyndham Robertson

Robertson Foundation
Felicia W. Rogan
Madison Rogers
Mr. and Mrs. Charles M. Rotgin
Rotgin Family Fund in the Charlottesville
Area Community Foundation
Steve and Deborah Rusckowski
V B S Foundation
Mr. and Mrs. Charles H. Seilheimer, Jr.
Mr. and Mrs. Charles H. Seilheimer III
Rick and Sherry Sharp, The Community
Foundation Serving Richmond and
Central Virginia
Dr. James A. Shield, Jr.
Alice H. Siegel
Siemens AG
Kimberly and Donald Skelly
Jane-Ashley and Peter Skinner
Albert H. Small
The Eddie and Jo Allison Smith
Family Foundation
Oscar F. Smith /Marjorie Smith Charles /Angie
Newman Johnson Fund of The Community
Foundation Serving Richmond and
Central Virginia
Mr. and Mrs. C. Ray Smith
Robert H. Smith Family Foundation
St. Luke's Hospital
Dr. and Mrs. Aaron Stern
Ronald Streich
Mr. and Mrs. James D. Stultz
Supersonic Imagine
Virginia and John Syer
Mrs. Fay Davis Taylor
Bobby and Marilyn Thalheimer Family Fund of
the Community Foundation Serving
Richmond and Central Virginia
Sandra Thomas
Donna Thompson
Jane Tolleson
UltrasoundSchoolsInfo.com
Understand.com
University of Virginia
Sarah Beck and Wojtek Uzdelewicz
Eleanor Cameron Van Clief Foundation
Mrs. Faith Van Clief
Varian Medical Systems Foundation
Dr. and Mrs. Andrew von Eschenbach
Sheri Waddell
The Hon. Mark R. Warner and Ms. Lisa Collis

The Watterson Foundation
R. Ted and Sheila Weschler
Custis Westham Fund of The Community
Foundation Serving Richmond and
Central Virginia
Mr. Kurt Woerpel, CPA
Anonymous (10)

“I can’t help but think of ‘Star Trek’ when Bones the doctor refers to the barbarians in the 20th century who cut into their patients. At the time, not cutting seemed impossible, but with the current technology, the potential seems endless ... I have told many people about the Foundation, and they have all been thrilled to know there is hope for them and their loved ones.”

—Karen Harris, the Foundation’s first online donor

*This report lists all those who have supported the Foundation as of April 1, 2014.
* Denotes donors who are now deceased.*

In Honor or Memory of David Heller

- | | |
|--|--|
| Adler Schermer Foundation | Lawrence and Carol Levy |
| Baker Construction Group, Chicago | Dr. Stanley H. Levy |
| Bernstein Law Firm | Chrisanne Mannion |
| Lois Berry | Mr. and Mrs. Donald Mazzoni |
| Ellen and Ronald Block Family Foundation | Dr. Patrick McCarthy |
| BNR Partners LLC | Victor and Faye Morgenstern |
| Barry and Joan Elman | Thomas and Kristin Rodeno |
| Thomas and Margaret Flynn | Harry and Ady Rosenberg |
| John and Penny Freund | Raymond Rusnak |
| Donald and Lee Geller | Michael and Cari Sacks |
| Donald and Alice Goldsmith | Katherine Scheinfeld |
| Audrey Gould | Scott Byron and Co., Inc. |
| Carolyn Hadesman and Family | Linda Rae Sher |
| The Hassenfeld Foundation | Tom and Nancy Silberman |
| Horwich Family Foundation | Silverman Consulting |
| Intermatic Incorporated | Francis and Ann Stanis |
| Keeley Family Foundation | Sudler Property Management |
| Jill Kiersky and Andrew Marcus | Cyrus and Barbara Sweet |
| Mr. and Mrs. Douglas M. Kinney | Herbert and Karen Wander |
| Judy and Jim Klutznick | Jane Woldenberg |
| Delores Kuberka | Lauri and Bruce Zessar |
| Diana Levin | Michael Zoller Family Philanthropic Fund |
| | Anonymous |

In Honor of

- Neal F. Kassell and Daniel P. Jordan
- Neal F. Kassell, Dan and Lou Jordan, and Dr. Joy Polefrone
- Daniel P. Jordan given by the President’s Discretionary Fund in the Charlottesville Area Community Foundation
- Friends and Clients given by Ms. Adria de Haume
- Diane Heller given by Douglas and Elizabeth Kinney
- The John and Eleni Rafetto Family given by Mitch Landgraf
- Neal F. Kassell given by Mr. and Mrs. John Lucey

In Memory of

- Angie Newman Johnson
- Nicole Ann Smith
- Jean and Chris Cullather by Mr. John C. Cullather and the Cullather Cancer Fund of the Community Foundation Serving Richmond and Central Virginia
- Mr. Ray Joslin, Mrs. Frances McCarthy, Mr. Malcolm Pray, Mr. Kumar Siddana, and Mrs. Sarah Wolff given by the Three Trees Fund of Akron Community Foundation
- James Thompson and John Levicki given by Mr. and Mrs. John Lucey
- Mr. Edward H. Starr, Sr. given by Mr. Edward H. Starr, Jr.
- Bertrand L. Taylor III given by Fay Taylor

Cornelia “Neil” Keller

The Focused Ultrasound Foundation lost one of its most passionate supporters in January 2013 when Cornelia “Neil” Keller died from the consequences of a decades-long battle with neurofibromatosis, a condition that causes brain and spinal cord tumors. Widely recognized as a human rights activist and philanthropist, Neil was the founding donor of the Foundation’s Brain Program. Her particular interest was in developing focused ultrasound as a non-invasive treatment for brain tumors. Her hope was that focused ultrasound would someday be available to help others with her condition and similar afflictions.

Although Neil’s wish to be treated with focused ultrasound was not able to be granted in her lifetime, her commitment to advancing this technology for others lives on through the **Cornelia Flagg Keller Memorial Fund for Brain Research**.

Established in March of 2013, the Keller Fund supports the Foundation’s initiatives that drive us closer to making focused ultrasound widely available to those suffering from brain tumors and neurological disorders.

The Fund encompasses not only Neil’s generosity but also the extraordinary outpouring of support from many family members and friends who have made gifts in her memory. To date, more than \$2.5 million has been raised. We are honored to be a part of Neil’s tremendous legacy and are thrilled that the Fund is perpetuating her memory while striving toward her goal of saving and improving the lives of those in need.




The following donors have contributed to the Cornelia Flagg Keller Memorial Fund for Brain Research

- | | |
|---|---|
| The children of Cornelia Keller | Diny and Jim Landen Family Fund |
| Aetna Foundation | Maxwell Fund in the Charlottesville Area Community Foundation |
| Mrs. Kathryn Anderson | Ms. Eileen M. Neal |
| Mrs. Phoebe F. Antrim | Jeffrey W. and Cara B. Nolan |
| Dennis and Nina Barnes | William C. and Theodosia Murphy Nolan Foundation |
| Mr. John H. Boccock | Ms. Dorothy S. Schoeneman |
| Ms. Cynthia Davis | Mrs. Bertie Murphy Deming Smith |
| Mr. Claiborne P. Deming | James and Elizabeth Stutts |
| Mrs. Eleanor Devens | James and Caroline Theus Charitable Fund |
| Ms. Julia Dillon | Mrs. Margaret Heiner Tostman |
| Mr. Samuel R. Freeman | Mrs. Caroline Keller Winter |
| Mr. Charles Heiner | |
| Heiner Family Fund in the Charlottesville Area Community Foundation | |
| Peter and Sandra Jacobi | |
| Ms. Joann W. Kellogg | |

BOARD OF DIRECTORS



Neal F. Kassell, MD
Chairman, Founder
Focused Ultrasound Foundation
Professor of Neurosurgery,
University of Virginia



Daniel P. Jordan, PhD
President Emeritus
Thomas Jefferson Foundation, Inc.



Dorothy N. Batten
Former Director
Landmark Communications, Inc.
Director
Amazon Conservation Association



Edward D. Miller, MD
Retired CEO
Johns Hopkins Medicine
Retired Dean
Johns Hopkins University
School of Medicine



S. Morry Blumenfeld, PhD
Founding Partner
Meditech Advisors Management



Frederic H. Moll, MD
Co-founder
Intuitive Surgical
Co-founder & Executive Chairman
Auris Surgical Robotics, Inc.



Lodewijk J.R. de Vink
Founding Partner
Blackstone Healthcare, LLC



Steve H. Rusckowski
Former CEO
Philips Healthcare
President and CEO
Quest Diagnostics Inc.



Eugene V. Fife
Founding Principal
Vawter Capital, LLC



Andrew C. von Eschenbach, MD
President
Samaritan Health Initiatives
Senior Director
Strategic Initiatives at the
Center for Health Transformation



John R. Grisham
Author

COUNCIL

Our Council members act as goodwill ambassadors who connect us to the greater community, increase awareness and assist in development.

CO-CHAIRS

Jane P. Batten

Charles H. Seilheimer, Jr.

MEMBERS

John B. Adams, Jr.

Ellen H. Block

Charles F. Bryan, Jr., PhD

Thomas Chewning

Nancy Jones Chewning

Norwood Davis

Marguerite Davis

Diane Heller

Cecelia S. Howell

Dean Kamen

Robert Khayat, JD, LLM

Syaru Shirley Lin, PhD

Amanda Megargel

Antonio J. Mendez

Jonna Hiestand Mendez

Michael Milken

Paula F. Newcomb

Wyndham G. Robertson

Mary Lou Seilheimer

Alice H. Siegel

Aaron Stern, MD, PhD

Howard H. Stevenson

Fredericka Stevenson

John B. Syer

Jane Tolleson

Meredith Jung-En Woo, PhD

Linda K. Zecher



“The Foundation’s creative use of ultrasound technology in managing Parkinson’s initially attracted us; the potential for future advancements will continue to command our attention and interest. We are proud to be associated with such an effort.”

—Tony and Jonna Mendez, Council members

THE TEAM

Mark Adcock
Information Technology and
Data Manager

Rachel Browning
Communications Associate

Matt Eames, PhD
Director of Extramural Research

Jessica Foley, PhD
Scientific Director

Arik Hananel, MD, MBA
Medical Director

Melissa Healy, MS
Administrative Assistant

Sara Horton
Director of Finance

Heather Huff-Simonin, MBA
Director of Global Business Development

Robin Jones
Director of Clinical Trials Coordination

Neal Kassell, MD
Foundation Chairman

Susan Klees
Director of Communications

Pamela Minetti, MBA
Director of Development

David Moore, MSc
Director of Technology

Whitney Robertson, MA
Development Officer

Mary Rose Serafini
Business Manager

John Snell, PhD
Technical Director – Brain Program



Patient celebrates after regaining the use of his right hand through focused ultrasound

If you would like additional information or want to discuss how you can support our mission, please contact Pamela Minetti, Director of Development, at 434.326.9830 or pminetti@fusfoundation.org

www.fusfoundation.org



Imagine the difference you can make ...

“I imagine the future where focused ultrasound can be used to non-invasively modify the brain’s neuronal circuits to treat depression and other psychiatric disorders.”

—Alex Korb, PhD, Neuroscientist, UCLA

“We all know people suffering from disease and know the emotional, physical, and financial stress that they and their families experience with many of the traditional treatments. Imagine the relief that focused ultrasound can provide....”

—Ellen H. Block, Donor and Council member

“I feel like it was a miracle ...”

—Joe, a patient with Parkinsonian tremor treated with focused ultrasound